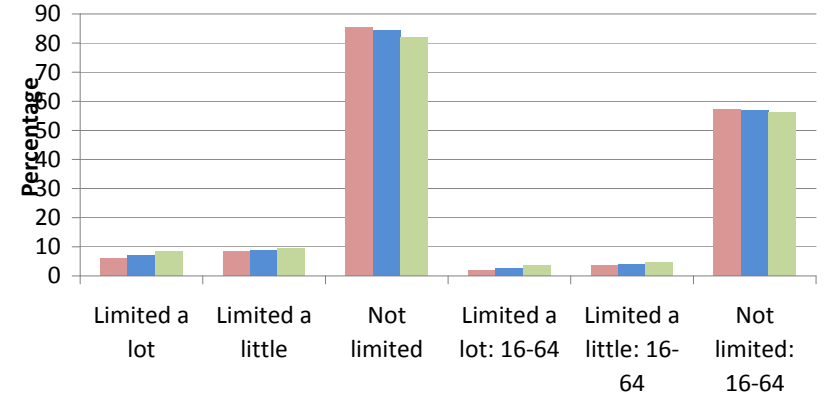


Winchester

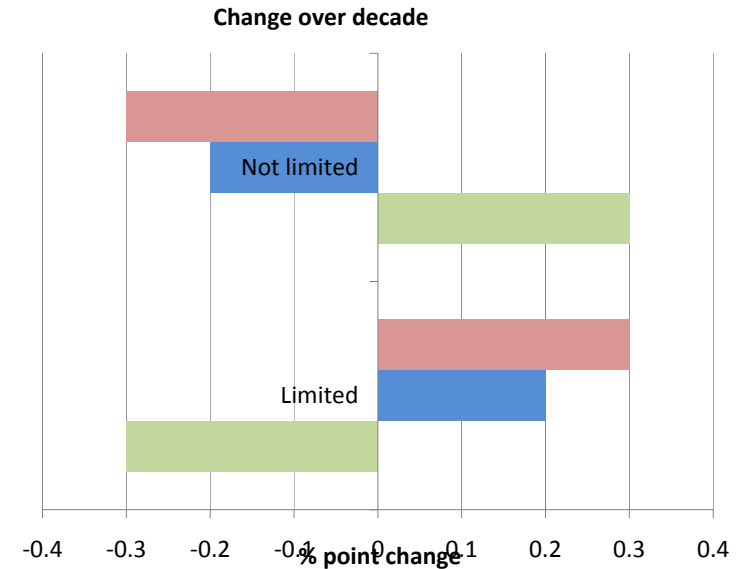
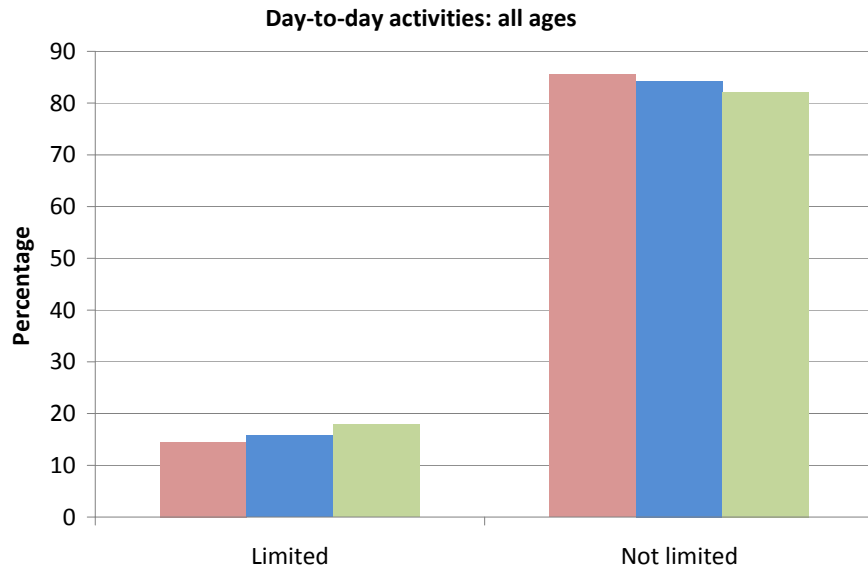
KS301EW: Health and provision of unpaid care: Day-to-day activities

2011		LA Percentage	South East Percentage	E&W Percentage	South East Rank	E&W Rank
Day-to-day activities limited a lot		5.9	6.9	8.5	45	313
Day-to-day activities limited a little		8.6	8.8	9.4	29	256
Day-to-day activities not limited		85.5	84.3	82.1	30	64
Day-to-day activities limited a lot: Age 16 to 64		2	2.7	3.7	54	327
Day-to-day activities limited a little: Age 16 to 64		3.7	4.1	4.7	42	311
Day-to-day activities not limited: Age 16 to 64		57.2	57	56.3	32	105



2011		LA Percentage	South East Percentage	E&W Percentage
Day-to-day activities limited		14.5	15.7	17.9
Day-to-day activities not limited		85.5	84.3	82.1

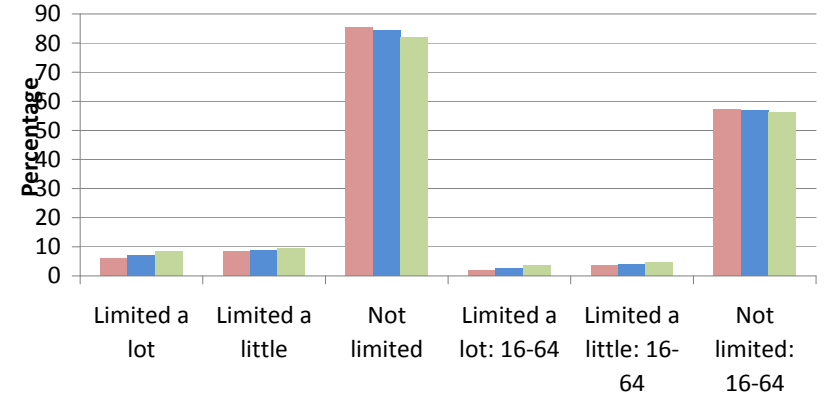
2001		LA		South East		E&W	
Percentage	% point change	Percentage	% point change	Percentage	% point change	Percentage	% point change
14.2	0.3	15.5	0.2	18.2	-0.3		
85.8	-0.3	84.5	-0.2	81.8	0.3		



Winchester

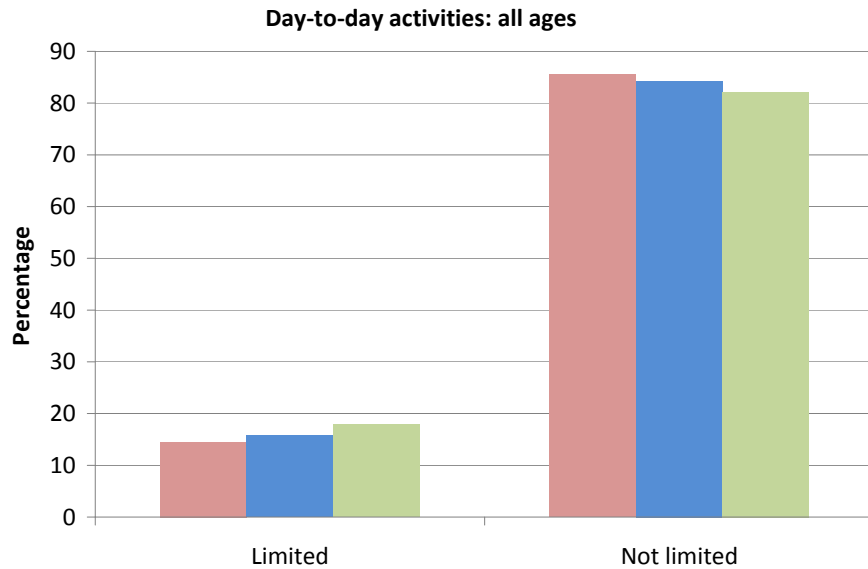
KS301EW: Health and provision of unpaid care: Day-to-day activities

2011		LA	South East	E&W	South East	E&W
		Count	Count	Count	Rank	Rank
Day-to-day activities limited a lot		6,862	593,643	4,769,712	45	313
Day-to-day activities limited a little		10,065	762,561	5,278,729	29	256
Day-to-day activities not limited		99,668	7,278,546	46,027,471	30	64
Day-to-day activities limited a lot: Age 16 to 64		2,318	235,133	2,086,236	54	327
Day-to-day activities limited a little: Age 16 to 64		4,305	351,447	2,619,966	42	311
Day-to-day activities not limited: Age 16 to 64		66,708	4,924,066	31,567,505	32	105



2011		LA	South East	E&W
		Count	Count	Count
Day-to-day activities limited		16,927	1,356,204	10,048,441
Day-to-day activities not limited		99,668	7,278,546	46,027,471

2001		South East		E&W	
Count	Change	Count	Change	Count	Change
15,252	1,675	1,237,399	118,805	9,484,856	563,585
91,970	7,698	6,763,246	515,300	42,557,060	3,470,411



LA
South East
E&W

