

EXECUTIVE SUMMARY – RESIDENT SURVEY

LOCAL AREA PERCEPTIONS

87% satisfied with local area as a place to live

75% (last wave of national LG survey)

Top things that make the District a great place to live



69% access to parks, countryside & open green space



31% cleanliness of open spaces & roadside surfaces



29% bin collections



29% connectivity to locations outside of district

Top 3 things that needs improving in the District



40% availability of affordable housing



32% public transport around district



26% cleanliness of open spaces & roadside surfaces



24% cleanliness of local area, fly-tipping, graffiti

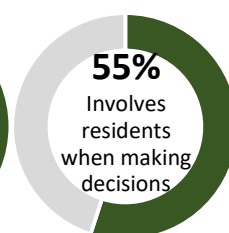
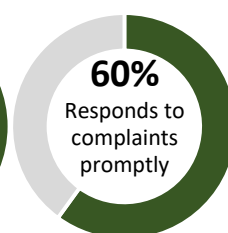
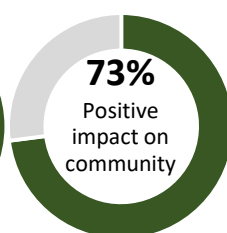
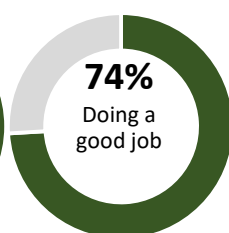
WINCHESTER CITY COUNCIL PERCEPTIONS AND COMMUNICATIONS

69% satisfied with the way council runs things

55% (last wave of national LG survey)

52% agree council provides value for money

38% (last wave of national LG survey)



Most important services



69% bin collections, recycling & street cleaning services



38% maintaining & providing public open spaces & toilets



37% environmental & health services



36% community safety

Least important services



39% advice & support for businesses



31% licensing services



29% tourism services



18% advice & support for those on benefits

Suggested areas of council focus over the next 5 years



55% providing affordable housing



49% protecting the natural environment



44% tackling homelessness



43% maintaining attractive open spaces for everyone to enjoy

Use of council website



52% used website for online form / transaction in last year



69% found online forms / transactions easy to complete



39% have registered a customer account (online or via app)

Agreement with budget principles



60% agree with principle that chargeable services should cover all costs and that residents should not routinely subsidise the cost of services



57% agree council should improve recycling service and make it easier for you to recycle more, even if it means an increase in Council Tax



55% agree the council should invest in projects to reduce carbon emissions across the district even if this requires an increase in Council Tax

EXECUTIVE SUMMARY – YOUNG PERSON SURVEY

LOCAL AREA PERCEPTIONS

85% satisfied with local area as a place to live

87% (main survey of Winchester residents)

Top things that make local area a great place to live



51% good open spaces and parks



32% convenient location for university / college / work



29% low crime levels



27% feeling safe walking home at night

Top 3 things that needs improving in the District



35% affordable housing and renting options



32% good selection of retail shops nearby

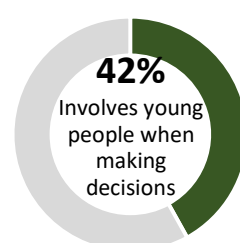
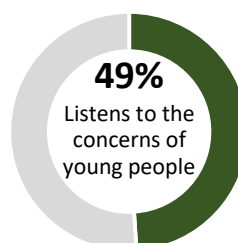
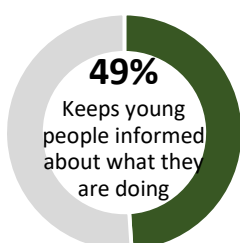
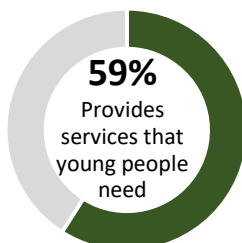
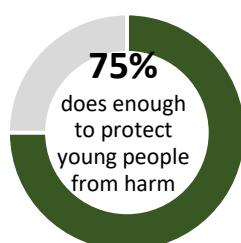


25% leisure activities like bowling or cinema



22% access to affordable sports & leisure clubs

WINCHESTER CITY COUNCIL PERCEPTIONS AND COMMUNICATIONS



88% agree with pre-defined council priority areas

90% (main survey of Winchester residents)

Contact with council

19% made contact with council in last 12 months

7% of students **21%** of non-students

72% who made contacted felt the council listened to their query

Preference for council updates



59% social media posts



35% council website



14% My Winchester app
13% local newspaper
11% Residents' newsletter