The Durley Parish Plan

2015

Supported by Winchester City Council

Durley

PARISH PLAN

Your Village, Your Voice

Twitter: **@DurleyVillage** Facebook: Search "**Durley Village**"
email: **durleyplan@outlook.com** **www.durleyvillage.com**
and via the **Durley Parish Magazine**

Introduction & Background

The initial Durley Parish Plan public meeting was held in January 2013. This “community-led” initiative is backed by Winchester City Council. All local villages have been urged to produce a plan in order to improve communities by bringing people together to identify and act on issues that are important to the people living there. From the initial meeting a steering group of volunteers was set up to look at what was required and take on certain tasks. Despite the group having some involvement with Durley Parish Council it was made clear from the outset that this was very much a project that should involve a variety of people who come from all walks of life and who have vested interests in Durley.

This document aims to give residents, and indeed anyone connected with Durley, an overview of the answers to the Parish Plan Questionnaire. Many of the results give rise to action in some form, whether it is highlighting issues to the Parish Council or simply identifying a need in the village which residents may wish to discuss further among themselves.

A brief summary of Durley village

The village of Durley is located between Hedge End, Botley and Bishop's Waltham, about 7½ miles north east of Southampton city. Our rural village dates back to the 13th Century and is today made up of over 400 homes, a church, primary school, village hall, pre-school, stables, pubs and recreation facilities.

How did we get to this point?

The early stages of the process involved publicity and information gathering. Following the initial "Blueprint" exercise at The Memorial Hall, where approximately 60 residents came up with lists and ideas of things they would change about Durley, volunteers were called for to set up a Steering Group to begin the Parish plan process. Regular meetings were initially held monthly and discussions centred on what we were able to achieve through the process. Last year the groundwork carried out by the steering group, via its monthly meetings, culminated in the distribution of the Parish Plan questionnaire to all residential addresses in Durley. The response rate for the Questionnaire was an impressive 81% (358) - far higher than many other local areas. Once all of the answers to the questionnaire had been collated and analysed we were in the unique position of knowing for the first time in recent years what the views of residents are on a variety of subjects specifically affecting Durley. The process itself proved effective in bringing villagers together and in reaching out to anyone who wished to voice an opinion.

Please find below a summary of the answers from the questionnaire as well as a few selected comments that were made by residents in the free text box that was provided on the back of the questionnaire.

The 2014 Residential Questionnaire Results

Household Information (Questions 1 & 2 were personal information)

Q3. Gender profile within the household

Male	Female
49%	51%

Durley has an almost equal split of male and female residents.

Q4. Ages of people in the household.

0-10	11-16	17-30	31-65	65+
9%	7%	12%	49%	23%

There are more residents over 65 than under 17. (The age ranges are deliberately not an even split).

Q4a. Do you Own or Rent your Property?

Own	Rent
88%	12%

Over 80% of people in Durley own their property.

Utilities

Q5. Do you have mains Water?

Yes	No (Don't Want)	No (Would like)
328	3	3
98%	1%	1%

98% of responses have mains water. 6 households are currently without it.

Q6. Do you have mains Gas?

Yes	No (Don't Want)	No (Would like)
243	56	35
73%	17%	10%

Most households have mains gas. Of those that don't 35 households would like it.

Q7. Do you have mains Drainage?

Yes	No (Don't Want)	No (Would like)
277	30	25
83%	9%	8%

25 households currently don't have mains drainage but would like to have it.

Life in Durley

Q8. How long have you lived in Durley?

Under 1 Year	1-5 Years	6-10 Years	11-20 Years	Over 20 Years
13	50	67	74	130
4%	15%	20%	22%	39%

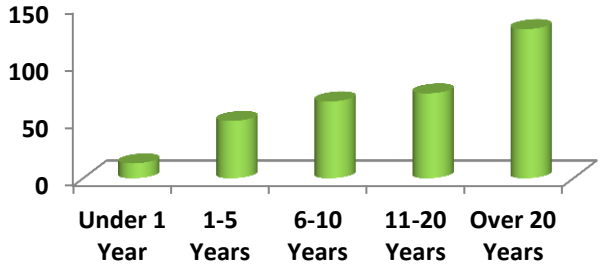

Over 1/3rd of households have residents that have lived in Durley for over 20 years.

Q9. How happy are you living in Durley?

Very Happy	Happy	Unhappy	Very Unhappy
230	98	3	2
69%	29%	1%	1%

Most residents are "Very Happy" living in Durley.

Q10. How would rate the general appearance of Durley?

Excellent	Good	Average	Poor
37	229	64	5
11%	68%	19%	1%

Most residents feel that the general appearance of the village is "Good".

Q11. Please rate the most commonly requested changes in Durley?

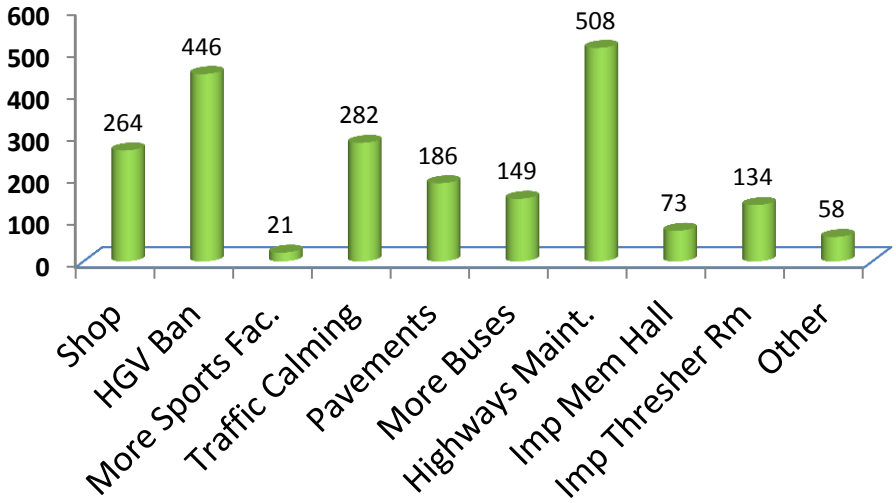

Resident Quote: "Residents could be encouraged to plant flowers on the verges as a village activity"

Highways & Environment

Buses

Q12. On average how often do you use the bus to and from Durley?

Most Days	Weekly	Monthly	Occasionally	Never
7	16	9	64	241
2%	5%	3%	19%	72%

Of the responses we had it appears the bus services in Durley are only used regularly by 10% of residents.

Q13. What might encourage you to use the services more often?

More Frequent	Earlier/Later Services	Cheaper Fares	Nothing
82	32	30	192
24%	10%	9%	57%

Most people who answered "Never" to using bus services said "Nothing" would encourage them to use it more often.

Q14. Would you like any specific destinations added to bus routes?

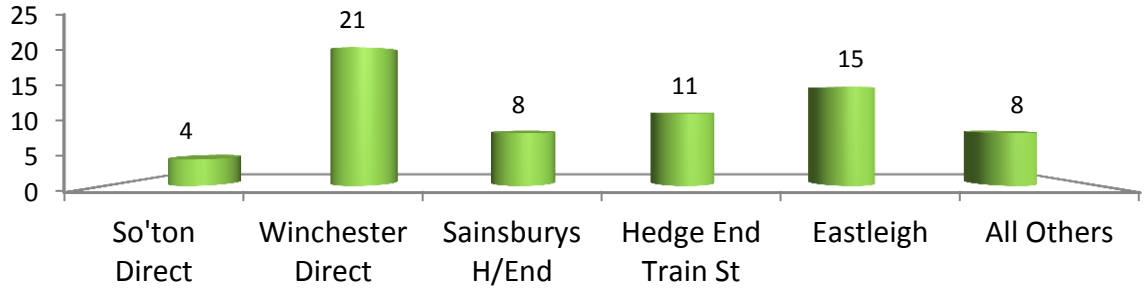

Those that would like to see extra destinations added to bus services suggested Winchester, Southampton, Eastleigh, Sainsburys and Hedge End Train Station.

Footpaths & Cycleway

Q15. On average how often do you use the Durley footpaths?

Most Days	Weekly	Monthly	Occasionally	Never
106	70	30	103	28
31%	21%	9%	31%	8%

Most residents use the footpaths around the village at least weekly.

Resident Quote: "A footpath from the Memorial Hall to the Robin Hood would pull the village together."

Q16. On average how often do you use the cycleway?

Most Days	Weekly	Monthly	Occasionally	Never
17	27	17	88	188
5%	8%	5%	26%	56%

Almost half of residents have used the cycleway at some point.

Parking

Q17. In regard to some historic parking problem areas how concerned are you with each area?

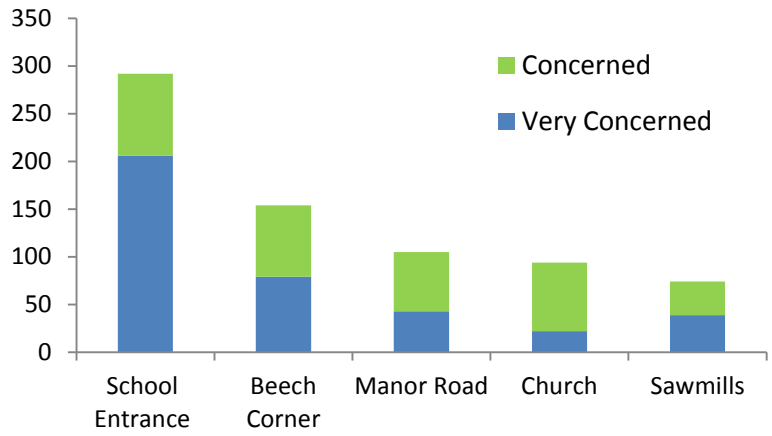

Resident Quote: "Parking outside of the school is appalling."

Resident Quote: "The car parking in the Sawmills needs to be addressed."

Traffic

Q18. How concerned are you about lorries travelling through the village?

Very Concerned	Concerned	Un-concerned	No Opinion
202	95	28	11
60%	28%	8%	3%

The majority of residents are "very concerned" about lorries driving through the village.

Q19. Would you like to see a large vehicle restriction through the village?

Yes	No
306	25
92%	8%

The vast majority of residents would welcome restricted access for lorries.

Q20. How concerned are you about the speed of the traffic through Durley?

Very Concerned	Concerned	Un-concerned	No Opinion
166	133	29	7
50%	40%	9%	2%

Most responses indicate residents are "Very Concerned" by the speed of traffic through the village.

Resident Quote: "Stop Durley Street being used as a 'rat-run' "

Q21. Which areas would be a priority for traffic speed reduction?

Snakemoor Lane	Durley Brook Rd	Wintershill	Durley Street	Others
107	184	84	205	41
17%	30%	14%	33%	7%

Responses highlight Durley Brook Road and Durley Street as the two priority areas for speed reduction. The most regular "other" mentioned was the Sawmills.

Q22. How much priority would you give to the following changes?

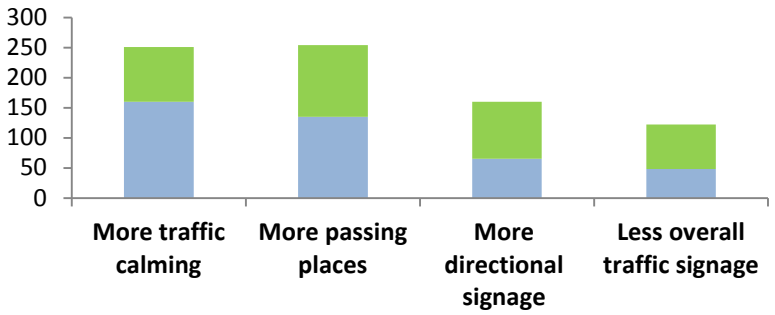

Overall "More traffic Calming" was highlighted as a high priority for combating traffic issues. (High = Blue, Medium = Green).

Resident Quote: "As traffic often exceeds the speed limit on Snakemoor Lane, maybe speed cameras would help."

Flooding

Q23. Does flooding regularly affect your property?

Yes	No
33	304
10%	90%

10% of households are directly affected by flooding issues.

Q24. Does flooding regularly affect the road you live in?

Yes	No
200	136
60%	40%

More than half of households suffer from flooding issues in their road.

Resident Quote: "The flooding in Durley is terrible."

Local Development

Q25. In principle would you like to see building development in Durley?

Yes	No
77	258
23%	77%

The majority of households do not wish to see any further building developments in the village.

Resident Quote: "Any future development should be sympathetic to the village"

Q26. If answered "Yes" to Q25 what type of development?

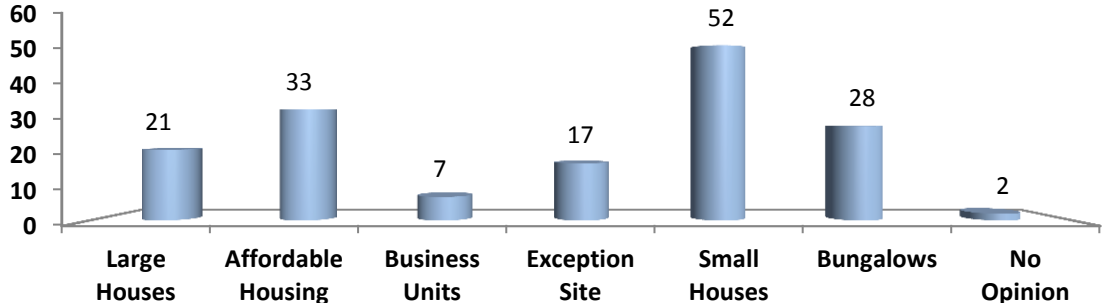

Communication

Village Information

Q27. How well informed do you feel about village news & events?

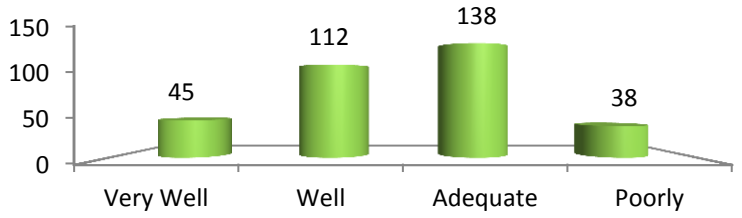

Most people in the village feel "Well" informed about what goes on but 11% still feel "Poorly" informed.

Q28. What methods do you currently use to access information about the village?

Notice-boards	Website	Parish Magazine	Facebook	Twitter	Email	Flyers	Church
224	**64**	**227**	**31**	**9**	**35**	**41**	**24**
34%	**10%**	**35%**	**5%**	**1%**	**5%**	**6%**	**4%**

Most villagers currently access village information via the "Parish Magazine" & "Noticeboards". Electronic/online methods currently make up 21% in total.

Q29. If you use a mobile phone what signal level do you get at home?
& Q30 Which provider are you with?

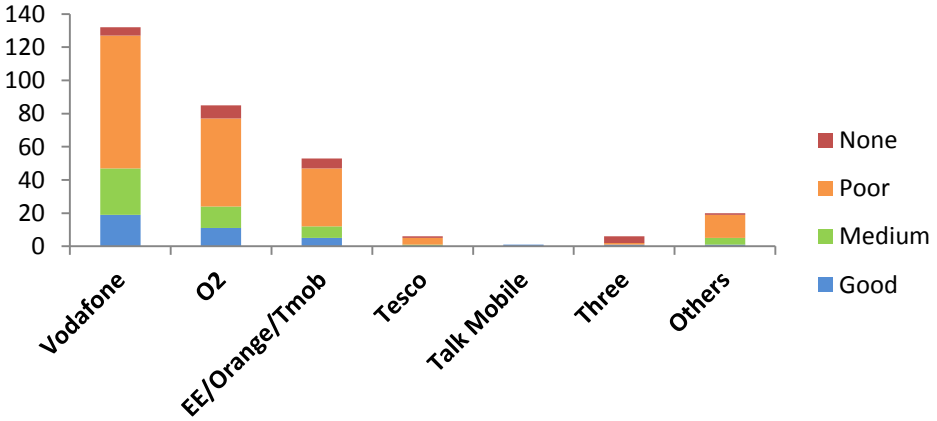

Resident Quote: "We get poor mobile phone signal"

Q31. If you are an Internet user how would you rate the speed of service at home? (Data split by area code).

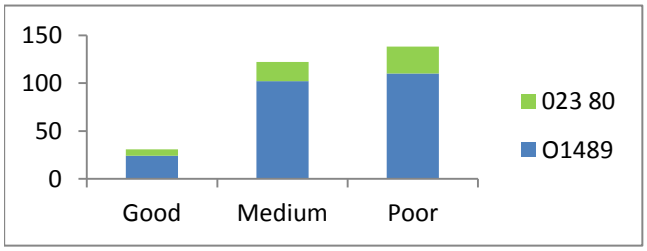

Most households rate their broadband speed as "Poor".

Resident Quote: "Improved internet service is needed"

Q32. If you are an Internet user how would you rate the speed of service at home?

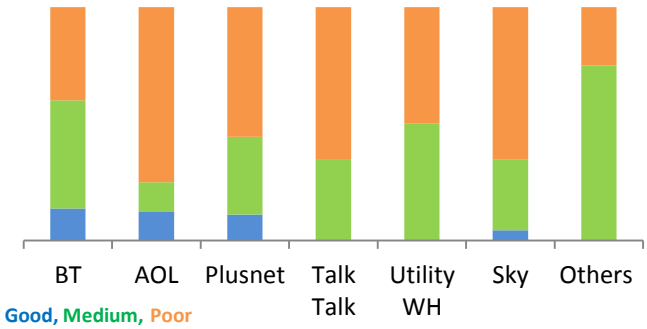

BT is by far the biggest service provider of Broadband to the village but overall the speed is "Poor".

Leisure & Facilities

Groups

Q33 (A). Which groups would you potentially be interested in?

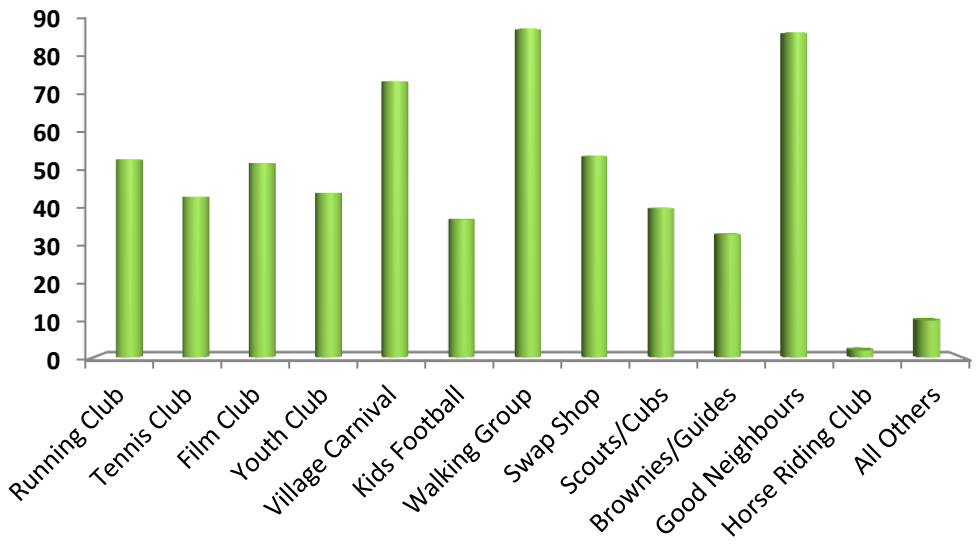

Facilities

Q33 (B). Which facilities would you be interested in having available to the village?

	Total
Community Shop	222
Allotments	44
More Sports Facilities	49
Improved Mem Hall	69
Improved Thresher Room	90
Skate Park	2
More Footpaths	2
All Others	9

Regarding facilities in Durley the majority of residents who answered would like to see a "Community Shop" of sorts.

Residents Quotes:

"More community events would help - Bring back the carnival!"

"I am concerned at the current lack of provision for teenagers in the village"

"Memorial Hall needs improved grounds"

"A village shop would be nice!"

"We miss the post office"

Q34. Do members of your household use the following sports facilities?

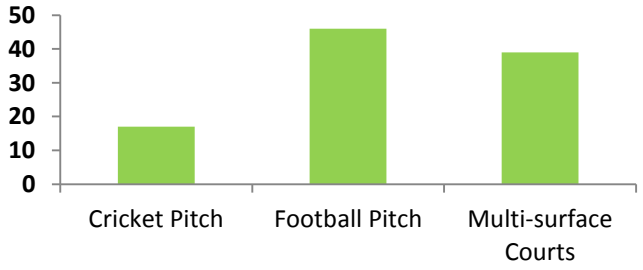

The football pitch is the most commonly used sports facility by residents.

Q35. For those who look after children how often do you use the following?

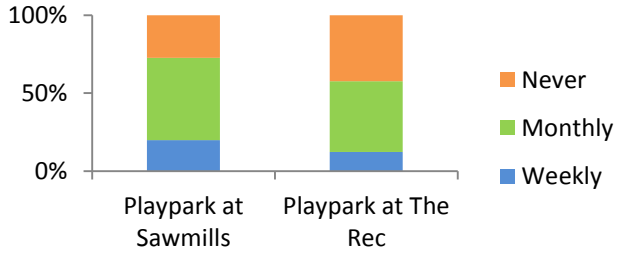

The play park at The Sawmills is slightly more popular than The Rec but both are well used.

Resident Quote: "The play equipment urgently needs updating"

Resident Quote: "Well done for doing this questionnaire so the whole village can have their say!"

What happens next?

The Parish Plan Steering Group will work with the Parish Council and as many relevant individuals and groups as possible to ensure we get the most out of the information we now have. We believe that improvements can be made in many areas simply by putting the right people in touch with each other.

The objectives that will be set as a result of the Parish Plan can be either short or long term and there is therefore no reason why many of the issues raised cannot be acted on over the coming weeks and months.

In many cases the Parish Council are already working on projects to improve the village and these may be highlighted again via the Parish Plan process.

Summary statements & Initial Action Points:

- Residents enjoy living in a village that has a rural feel and a strong community spirit.
- Many residents gave positive comments regarding how they feel part of the village.
- There is room for improvement in communication between groups and residents.
- The appearance of the village is generally tidy but some aspects need updating.
- Residents have clear thoughts about keeping the village identity, which has a long history, and speed/traffic reduction measures rate highly among the topics on which they would like to see action.
- There is great potential for new groups/clubs/events to begin as a result of the Parish Plan and its findings.

DPC = Durley Parish Council. PPT = Parish Plan Team. HCC = Hampshire County Council. WCC = Winchester City Council

Action Subject:	Action to include:	Initially Involving:
1. Speeding vehicles	Car Speed Count Speed Reduction Measures	DPC & HCC
2. New Community groups	Communicating group interests to relevant residents.	PPT & Residents
3. Transport Links	Enquire about additional bus services.	DPC, PPT & HCC
4. Village Appearance	Litter pick & Review of signage.	DPC, Residents & WCC
5. Reduction in heavy vehicles through the village.	A continued effort to enforce a 7.5 tonne weight restriction.	DPC & HCC
6. Flooding	Improve drainage & ditches. Flood risk reduction advice to residents.	DPC, Residents & HCC
7. Communication	New DPC website. Lobby HCC/BT to bring forward Broadband improvements.	DPC & HCC
8. Community shop	Explore potential and viability for a "community shop" at the Hall.	PPT & DPC
9. Development	Minimise future building/development & retain the village character.	DPC & WCC

Recognition of support.

*A sincere '**thank you'** to all those who have been involved in producing the Durley Parish Plan.*

Including:

- *The regular members of the **Parish Plan Committee**: Sam Charles (Chairman), Anne Collins (Secretary), Andy Burton, Andy Mulley, Anita Watts, Kerry Pitter, Robin Whiteside, Julian Chamberlain, Jane Chamberlain, Ann Compton, Ian Medd and Tim Thornley.*
- *The large team of **volunteers** who delivered the questionnaires and collected them when completed.*
- *The **Parish Magazine delivery team** who have helped with the distribution and collection of questionnaires and this final report.*
- *All **residents** who returned a copy of their questionnaire which has helped us make the process worthwhile.*
- *The **local businesses** that have supported the process via sponsorship or attending meetings.*
- *Steve Lincoln (WCC) and Doug Jones (Buriton Parish Plan Committee) for their advice and support.*

We really do hope that this process can make an ongoing positive impact in Durley.

Who can I contact regarding the information contained within the Parish Plan document?

For any issues relating to Parish Council matters please contact the Clerk:-
Anne Collins
Tel: 01489 860236
Email: durleypc@homecall.co.uk

For any issues relating specifically to the Parish Plan:-
Andy Burton
Email: durleyplan@outlook.com
Written: Via Durley Memorial Hall
Social Media: Message via the Durley Twitter or Facebook Pages

Supported by Winchester City Council