







-  Winchester_District_Boundary
 -  All Development within these areas
 -  Works exceeding 10m in Height (32.8ft)
 -  Works exceeding 15m in height (49.2ft)
 -  Works exceeding 45m in Height (147.6ft)
 -  Works exceeding 90m in Height (295.3ft)
- Site Assessment**
- Infrastructure**
 - Civil Aviation Height Restrictions**
 - Hedge End SDA Area**